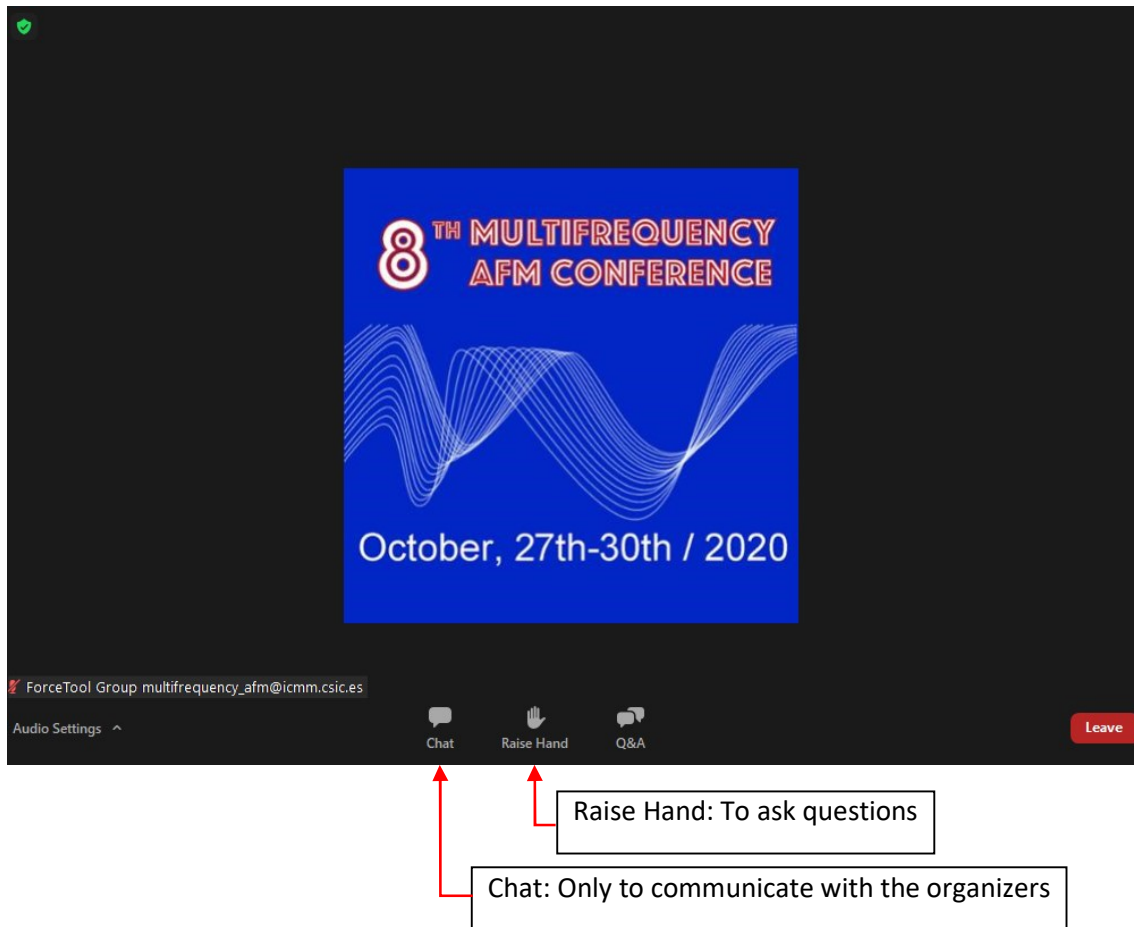


How to use zoom platform in the MF AFM conference

You can download the zoom application from <https://zoom.us/download> and register in order to access the conference webinars. During the conference we will send you a link to access the webinar such as <https://zoom.us/j/#####>, or a Webinar ID.

How to ask questions during the MF AFM conference

Question could only be asked at the end of the presentation

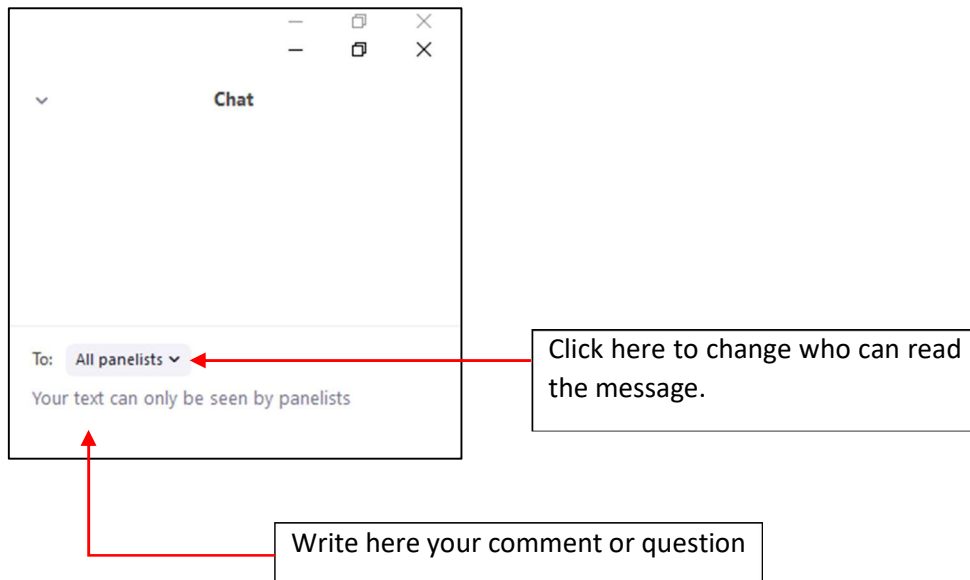


Steps:

- 1 Press raise hand
- 2 If the moderator gives access
- 3 Turn on microphone
- 4 Ask the question

After which you can directly address the speaker and the audience.

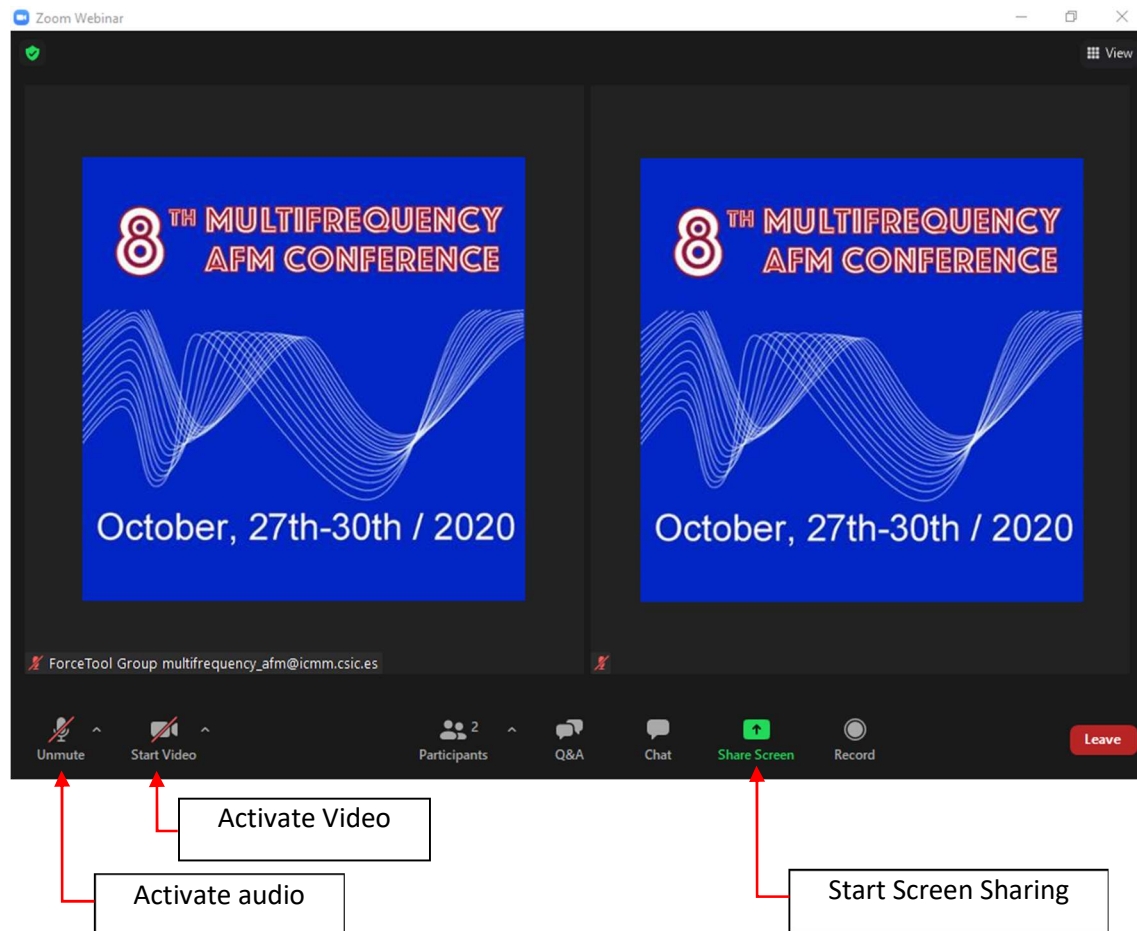
If you do need to exchange information with the organizers please use the **chat**:



Speakers

During the conference **we will send you a link to access the webinar of your talk directly as a panelist**. This link could be used several times, but it will only be active during your session.

If you do not use the link to access directly as a panelist, just before your presentation, the moderator/chairperson/technician we will upgrade you to a panelist so that you can use your webcam, microphone and **share your screen (do not forget to press share the screen)**. The zoom window will reset and new options will appear:



When it is your turn you may activate all the options bellow in order to show your presentation. Several options are provided to share the screen such us showing the whole monitor or a specific window.

We recommend to test the zoom application sometime before the presentation to become familiar with the controls. If you have any problems or are not sure how to use the zoom application you can write us to multifrequency_afm@icmm.csic.es to arrange for a test session.